


Volume 48  
Issue 5

May  
2019

RICHARD I. BONG CHAPTER



The Newsletter of Milwaukee, Wisconsin's Richard I. Bong Chapter, International Plastic Modelers Society • USA

**Officers:**

**Editor:** Jeff Neal,  
N50W15770 Maple Crest Ln,  
Menomonee Falls, WI 53051,  
262-373-0695,  
jneal@mcdilldesign.com

**President,** Paul Boyer  
1969 Lakefield Rd, Cedarburg, WI  
53012-9110, 414-531-7026,  
airflower2@icloud.com

**Secretary:** John Plzak  
2112 W Kimberly, Milwaukee, WI  
53221-5061, 414-282-7808,  
jplzak@wi.rr.com

**Treasurer:** Jim Zeske  
8228 S. Forest Meadows Dr.  
Franklin, WI 53132-8940,  
414-529-5208,  
p51bmustang@msn.com

**Chapter Contact:** Jim Erfert  
W169 N8924 Hoyt DR #4,  
Menomonee Falls, WI 53051  
414-526-7160  
jim.erfert@gmail.com

The Wingman newsletter is published  
monthly by the R.I. Bong Chapter,  
Membership is Free

All contents of the Wingman are for  
the enjoyment of the members.

Permission to reprint any material  
is not required, but please credit  
"IPMS Richard I. Bong Wingman."

Deadline for submissions is 10 days  
prior to the next "General meeting".

**General Meeting Friday, May 10** Water Stone Bank 6560 S. 27th Street  
Doors open at 7:00 p.m. Meeting starts at 7:30 p.m.

**Business Meeting Wednesday, May 15** at Baker's Square 4900 S. 76th St.,  
Meeting begins at 5:30 p.m. • All members are welcome!

## It's time.

It's time we had a talk. When we get to a certain age, our body changes . . . NO, not THAT talk! No, this is the talk about the other changes to our body – our body of like-minded individuals who like models, like building them, like sharing what we do, and like being with others who like the same things. We're all friends and we're all members in a CLUB. As clubs go, the R.I. Bong Chapter of IPMS/USA is one of the oldest, one of the largest (in membership count), and certainly the best I've been a part of. I've been honored to serve as president of three IPMS Chapters since 1973 - Lawrence, Massachusetts in the '70s and Denver, Colorado in the '80s. And here since . . . geez, I don't know how long.

Much of the credit of the success of the Bong Chapter goes to its relationship with FineScale Modeler and Kalmbach Publishing/Media, initiated by magazine founder Bob Hayden, nurtured by me, and now Aaron Skinner, but I think more credit should go to the membership in general who show up every month to show their latest models and to tell their latest tales.

But our body is aging. I'm sure you know it, all have seen it. The three of us up at the head table certainly feel it. Jim, John, and I have had medical/aging issues the last couple of years, and frankly, we're a little tired of driving this bus. It's time. Time for us to hand over the wheel, the pen, and the checkbook to others. These positions are neither burdensome, nor complex, nor unpleasant. You don't have to be a great modeler, or an orator, or the quarterback type (lord knows we aren't!), but you need to be dedicated to guiding the club smoothly into the future. The new officers don't have to be locked into doing things the way they've always been done, but don't need to be obligated to change things, either.

So I want to encourage ALL members to consider stepping up to run for office. We'll be asking for nominations at the September meeting, and hold the election at the October meeting. In the meantime, I also encourage interested members in joining the current board at the business meetings where anyone is welcome to come, and everyone who comes has a vote. It's time.

Oh, and bring your choppers to the May 10th meeting! No, not your TEETH!  
- well, maybe better bring those, too!

— Paul Boyer

## *Upcoming Events* Compiled by Jim Erfert

### **May 4 • Eagle River, WI**

Northwoods Scale Model Phanatics 6th Annual  
"Spring in the Pines" Model Contest and Swapmeet.  
Eagle River Masonic Lodge, 610 E. Division St. Eagle  
River, WI 54521  
Tom Foerster, 715-479-4988, foersterm@yahoo.com

### **May 17-19 • Manitowoc, WI**

The 43rd Midwestern Model Ships & Boats  
Competition. Wisconsin Maritime Museum,  
Manitowoc, WI 54220  
[www.wisconsinmaritime.org/special-  
events/midwestern-  
model-ships-boats-contest-  
and-display/](http://www.wisconsinmaritime.org/special-events/midwestern-model-ships-boats-contest-and-display/)

### **June 22 • Crystal Lake, IL**

Eighth Annual Northern Illinois Model Contest  
(NIMCON 8). McHenry County College,  
Crystal Lake, IL 60012  
[www.lakesregionmodelers.com](http://www.lakesregionmodelers.com)

### **July 27-28 • Milwaukee, WI**

Milwaukee Air & Water Show  
Milwaukee Lakefront

### **Aug 4 • Crystal Lake, IL**

GTR Summer NNL, Algonquin Township Building,  
Crystal Lake IL

### **August 7-10 • Chattanooga, TN**

IPMS/USA Nationals, Chattanooga Convention Center 1150  
Carter St., Chattanooga, TN, 37402 Michael Moore, 423-  
596-5130, mmoore1132@gmail.com

### **September 21-22 • Rockford, IL**

WW2 reenactment  
Guiford Rd. Midway Village, Rockford IL.

### **September 28-29 • Greenbush, WI**

Civil War reenactment  
Wade House, Greenbush, WI

### **October 11-12 • Schaumburg, IL**

MMSI Chicago show 2019  
Chicago Marriott Schaumburg, 50 N. Martingale Rd.  
Schaumburg, IL 60173

### **October 26 • Oshkosh, WI**

Winnebago Area Model Classic, Scale Model Show &  
Swap Meet. Hilton Garden Inn – Oshkosh, 1355 West  
20th Ave. Oshkosh, WI  
[www.facebook.com/wamclassic](http://www.facebook.com/wamclassic), [wamclassic.wixsite.  
com/wamc/](http://wamclassic.wixsite.com/wamc/), [wamclassic@gmail.com](mailto:wamclassic@gmail.com)

Flyers w/maps for these events are sometimes  
available at the general meetings or by calling me.  
Please take copies only if you plan to attend. The  
IPMS/USA website has info on most of these events.  
Check it out.

The very best kind of snow fall is one that you don't have to shovel. I looked out my window last eve at about 7 p.m. and saw 4-5 inches of heavy wet on the roof next door. Snow was coming down hard. Visibility was down to about 1 block. By 10 p.m., the snow depth had been reduced by melting to 2 inches of heavy wet and normal visibility had returned. Sidewalks never accumulated enough snow to shovel. Ahhhh! Life in Wisconsin is just great.

Unable to find an AFV Club M54A2 Cargo Truck kit for SWAMPS club Saturday afternoon activities in any of the local Hobby Shops including Model Empire, Hobby Town USA, Hiawatha Hobbies in Waukesha, or at Hobby Town USA in Oshkosh or in any of the Hobby Lobby stores in the area, I finally bit the bullet and ordered one from the Spring 2019 Military Issue catalog. The best part of ordering from the catalog is that I was able to pay for my order by check and was not forced to use a credit card as happens when orders are placed via the internet. Why hunt for this particular kit? Col. Metzgar has a truck that looks just like one of these.

Finally, work continues on my Classic Airframes 48th scale Hawker Hurricane Mk. 1. A couple of problems have been encountered. First, the propeller. The model i'm doing is early . . . 1939 to be exact. While I have found no proof, evidence suggests that the prop on these birds was the wooden two bladed type. So, paint the wood? How? Instead of paint, I have ordered a wood design decal made for R/C Race Cars from

Hobby Town USA to see if that will provide the wood grain on the prop that I am looking for.

The 2nd problem is the vac-formed clear plastic canopies (3 of them)(I guess they figure I'll need a spare . . . or two), and the clear covers for the landing lights in the wings. Those of you who have cut these clear pieces of plastic for other kits know what a nightmare this thin plastic can be. It is so easy to tear the canopies while sanding the edges. And the landing light lenses are so small, they cannot be held with fingers while sanding and shaping for a good fit. So, what to do?? For the canopy, I found that my new Tamiya Sprue nipper is perfect for cutting cleanly and crisply around the canopy edges. The only place where the nipper could not be used was under the windshield where the piece meets the curved top of the cowl. For that area, I sanded with a sanding drum in my Dremel Tool . . . very carefully, of course.

For the landing light lenses, someone in the club suggested using clear package tape. What a brilliant idea!!! I just applied a piece of tape (without my finger prints) to the leading edge of the wing. Then, a new #11 blade cut the tape around the edges of the opening. The tape adhesive helps to hold the lens in place while the final cut is made at the back edge. I will try these lenses a 2nd time using two layers of tape for a bit of extra stiffness. More on these problems will come later. In the meantime, here's what she looks like today.

— Al



## Secretary's Notes by John Plzak

Seven members attended the April Business meeting. With the agenda now set pretty much for the rest of the year, there was not a lot of business to discuss. Most of our time was spent on discussing the upcoming election of officers. As you know the current e-board is scheduled to retire at the end of this year after having served for well over a decade (it might be two decades). While Paul said he planned on writing about the elections, I thought I'd spend a little time writing about what I do as Secretary. My main functions are to keep records of the business meeting and writing this article to keep the membership informed of what took place at the business meeting. Originally I was also in charge of keeping track of the bids at our club auctions, but stopped doing this a few years ago, when it became difficult to hear what was going on during the auction and Jeff Neal took over that function (thanks Jeff). As far as the system we have developed over the years to run the club, this system was developed years ago and seems to work very well. We tried various things over the years (such as conducting club business at the

general meeting) but found our current system worked well. That said it should be known to those that take over the club next year, that you will have the ability to change anything to suit your needs. Nothing is etched in stone that this is the way things have to be run. I hope we will have people who will step up and take charge of the operations of the club. It is not difficult or onerous, but it does take some commitment to spend some extra time and effort to make sure the club continues to run smoothly. Please think about running for office next year.

That's it for this month. I'll see you at the meeting.

— JP

### 2019 Meeting Schedule

May	Helicopters
June	Tank night
July	Fords (Autos, Trucks, and Airplanes)
Aug	Bring your Uniforms
Sep	Auction, Officer Nominations
Oct	
Nov	Annual Club Contest
Dec	Christmas Party, Awards presentation.

## Ed's Car Corner by Ed Doering



Galaxie Limited 1/25 scale 1948 Chevrolet Sedan Delivery Kit: No. 98021 Scale: 1/25

Manufacturer: Galaxie Limited, Box 655, Butler, WI 53007 Price: \$26.95

Comments: Injection molded, 153 parts, self-stick chrome trim, decals.

Pros: Fine molding, excellent tires with white-wall inserts, engine detail.

Cons: Self-stick chrome trim is too flat and won't

stick, incomplete parts for 1946 and '47 options, no detail paint instructions.

After World War II, Chevrolet returned to automobile production with updated 1942 models. The old Master Deluxe series became Stylemaster, the Special Deluxe versions became Fleetmaster, and the top-of-the-line models were named Fleetline. For 1947 and '48, the main changes to the Chevrolet lineup were mostly in changes to the grille.

I have been waiting patiently since I saw a pre-production version in the spring of 1998 to get my hands on this new kit. In addition to the Sedan Delivery reviewed here, an Aerosedan has also been issued, both in Fleetline trim, as well as a 1947 coupe. You'll find parts for 1946, '47, and '48 models, with options for stock, custom, or racing versions, in the box. Of special interest are the vinyl



tires with plastic whitewall inserts and the self-stick metal trim.

All parts are crisply molded. The only flaws I found were an uncorrectable mold-seam line on each end of the chrome-plated front bumper, minute flash on some edges of the body, and a sink mark all the way across the top of the hood. After carefully studying the parts and references, I found that it would be difficult to build an accurate '46, as all models except the "Woody" wagon apparently had a full-length beltline trim strip, which is not included in the kit. Also missing are correct steering wheels and rubber stone shields for the 1946s and '47s.

Knowing all of this, I should have been content to build the model as a '48. But, I was swayed to do a '47 by the elegant beauty of its grille. It worked out pretty well, too. In the process, I discovered that the wheel trim rings were not introduced until '48, and I question the accuracy of the kit's hood ornament for a '46 or a '47. I probably should have sanded down the kit's chrome stone shields to simulate the rubber ones found on '47s. Also, the chrome headlight rings on my kit were not available until '48. The thin, clear parts fit perfectly, but my sample had a blemish on the left side of the windshield.

The eight-page, 10-step instruction booklet includes a 1948 Chevrolet color choice list, numbered and named parts on the assembly drawings, and step-by-step written assembly instructions. While this made assembly easy, I was disappointed by the lack of detail-paint suggestions. The chassis drawing on the side of the box cover, the only color reference for details, is suspicious - I doubt the driveshaft and rear end were painted red. I painted my engine dark gray and the drivetrain black.

Kit engineering and parts fit are excellent, with the following exceptions. In step 1, exactly how the distributor (part No. 14), and oil filler (31) are to be mounted is unclear. The drawing of the battery in step 9 does not appear to match part 17.

The self-stick metal trim transfers present problems. The pieces that go on flat surfaces work OK, but they have no relief as did the trim on the real car. The pieces that go over the curves of the fenders must be bent to shape, but they are springy and difficult to get just right. The adhesive won't hold the trim down if the curves don't match the surface.

The starter (27) in step 1 won't reach the bell housing when the alignment peg is placed in the provided hole. Either the generator pulley (part of the fan belt, 33) is too thick or the generator (26) is too long, because it pushes the adjustment arm on the front cover out of alignment. The Wayne tappet cover (101) is too thick to slide between the distributor, oil filler, and the right engine half. In step 6, the left and right interior sides were warped and required clamping while the glue dried.

In step 9, the rear bumper must be left off until after the body is installed. The splash pan will not clear the bumper guards. Follow the sequence in the written instructions.

I was initially puzzled by the lack of a gas tank. Indeed, there were mounting holes for it in the bottom of the chassis, but no tank! Ah, but the sedan delivery had its tank beneath the floor near the center of the car (as evidenced by the relocated fuel-filler cap), so it wouldn't be visible on the model anyway. The Aerosedan kit comes with the rear-mounted tank.

You can use Bare-Metal Foil on the windshield and the side-vent frames, or mask and paint Al-Clad Chrome. The kit's Micro Scale decals should fit perfectly and snuggle down with an application of Micro Sol.

Beginners should be able to follow the excellent instructions and assemble this kit, but even experts will be confounded by the self-adhesive trim.

The model can be completed in just under 25 hours, a little less than normal because the kit is so well engineered. Painting and trimming take extra time, though. Galaxie's Chevy looks great sitting next to Monogram's '37 Ford Panel Delivery. I had forgotten how big these cars were

—ED

There were 17 model Information cards filled out. Please make sure you fill out the Model Information cards. **Please fill them out clearly.** I enter what I can read and my eyes aren't what they used to be. **Also please leave them on the display table.** The format of this list is: Modelers name, Item being displayed, Kit Manufacturer and Scale.

**Tom Foti** M551 Sheridan Tamiya 1/35

**Al Jones** I-16 Type 24 ICM 1/48

**Andy Keyes** Bristol Beaufighter Revell 1/48

**Jeff LaMott** Bride of Frankenstein Filmy's Girls 1/4

**Mike Scharf** Sharotank Mini Art 1/35

**Paul Boyer** Boeing B52H ModelCollect 1/72, Curtiss P-1A Hawk Olimp ProResin 1/72, N.A. A-36 "Apache" kitbash 1/72

**Chuck Davis** SNCASE SE 535 Mistral Azur-Frrrom 1/72, Redstone Launcher Horizon 1/72

**John Plzak** USS Defiant Polar Lights 1/1000

**Randy Dieck** P-47 Hasegawa 1/32

**Bill Cook** Ferrari ? 1/25

**Ed VanBrabant** Hawker Typhoon Mongram 1/48

**John Clancy** Olympic WWI troop Carrier Currel 1/1200, Betty Bomber with Ohka Maty ?

**Doug** ? La-5 ? Supermodel 1/72



**John Clancy** Betty Bomber with Ohka Maty ?



**Paul Boyer** Boeing B52H ModelCollect 1/72



**Chuck Davis** SNCASE SE 535 Mistral Azur-Frrrom 1/72



**Doug** ? La-5 ? Supermodel 1/72





**Randy Dieck** P-47 Hasegawa 1/32



**Ed VanBrabant** Hawker Typhoon Mongram 1/48



**Paul Boyer** Curtiss P-1A Hawk Olimp ProResin 1/72



**Paul Boyer** N.A. A-36 "Apache" kitbash 1/72




**Al Jones** I-16 Type 24 ICM 1/48



**Andy Keyes** Bristol Beaufighter Revell 1/48



**Tom Foti** M551 Sheridan Tamiya 1/35



**Bill Cook** Ferrari ? 1/25





**Jeff LaMott** Bride of Frankenstein Filmy's Girls 1/4



**Mike Scharf** Sharotank Mini Art 1/35



**John Plzak** USS Defiant Polar Lights 1/1000




**John Clancy** Olympic WWI troop Carrier Currel 1/1200



**Chuck Davis** Redstone Launcher Horizon 1/72





# **NIMCON 8**

(Eighth Annual Northern Illinois Model Contest)

***"D-Day, 75th Anniversary"***

**Saturday, June 22, 2019 9:00AM to 5:00PM**

**McHenry County College, 8900 US Highway 14, Crystal Lake, Illinois**

**Gold/Silver/Bronze Open Judging**

**Category, Best Of, and Special Awards**

***General Admission is \$5; children 12 and under free; Active Duty Military & First Responders free with valid ID***

***Contest Registration: \$10 for admission & 5 models; additional models are \$1 each***

**Gigantic Raffle/Huge Vendor Area/Food By WGW Foods, LLC**

**Visit: [www.lakesregionmodelers.com](http://www.lakesregionmodelers.com) for news, forms, and updates**

**also see us on Facebook**



# WAS IT OVER WHEN THE GERMANS



Mike  
Mattheiss

AUGUST  
7-10

## BOMBED PEARL HARBOR?

### NOOGA NATS



### 2019 NATIONAL CONVENTION

CHATTANOOGA  
TENNESSEE

"Mikey" & "Vanderhoff" Characters  
© 2018 Michael Mattheiss. All rights reserved.

[www.ipmsusanationals.com](http://www.ipmsusanationals.com)

[mmoore1132@gmail.com](mailto:mmoore1132@gmail.com)



## A Note from the 2019 IPMS National Convention Lynn Petty

More shameless begging for display only models!  
We're serious about packing the Model Room with Models!

**Really! - 1 free raffle ticket for each display only model ? Read On.....**

We're sure there will be thousands of models in the competition. But we're also interested in display only models. We've got the space and we want to use it to show off models! To encourage participation in the display only model department we're going to put it on the line! We're going to give you one free extra raffle ticket for each model you bring to display that is not entered in the competition! We would hope you would want to show off your work regardless but if you are on the fence about hauling a model to Chattanooga for display only think again! Just image walking away with a primo prize raffle item just for bringing a model to show. Just like your weekly Barnes & Noble coupon some exclusions apply. There is a limit of ten (10) free raffle tickets per person for this purpose. Likewise club or group displays have a similar limit - no more than ten to any one individual participant and you have to have a model in the group display to get a free ticket.

So dust off those previous winners. Pull out those special models that only you have seen. Let's turn the Chattanooga Convention Center into a miniature museum!

There may be more incentives that we're not telling anyone about!!!

**A Milestone for the 2019 Nats...**  
**4/14/2019 3:48 PM**

Well, our perusal of the latest registration reports show we cracked 100 pre-registrations this last week! With what should be a record number of vendor tables reserved, we're feeling like we are well on the way with registrations now too.

A couple of notes. Sign-ups for the Huntsville tour and the Songbirds dinner are looking pretty low at the moment. We need a minimum of 50 to make the Huntsville tour work, and 175 for the Songbirds dinner. If you haven't signed up, you might want to think about doing it. We know modelers like to wait until the last minute (or is that just me projecting???), but we have a deadline of about June 15th to pull the plugs on both of those without penalty. If we don't have the numbers we need by then, we'll have to cancel them and refund everyone who has signed up.

T-shirt pre-orders aren't exactly lighting the world on fire either. [Note - those who have seen the prototype shirts we ran have really liked them!! They tend to be the people who have ordered them.] They are \$18 (for all sizes) if you buy them at pre-registration, and you're guaranteed to get your size if you pre-order. We will order extras of course, but those will be a financial risk for us...so that will get passed to those who wait until the day of the show to buy. We're probably looking at \$20 for sizes up to XL and \$23 for any sizes bigger than XL. So, the moral, if there is one, is to pre-order your t-shirts!



Please pass this news along to your chapter IPMS/USA members.

An official survey of the membership to ascertain preference of GSB and 123 judging systems is now under way. **THIS IS AN OFFICIAL SURVEY TO SUPPLY CURRENT INFORMATION TO THE E-BOARD, NOT A PROPOSAL.** There is NO effort I am aware of to change the way IPMS/USA judges our contest. The purpose of this e-mail is to inform the membership of the survey. As part of the survey, we have provided basic, unbiased descriptions of both GSB and 123 systems that will be included in the April/May issue with the survey card to include non-computer folks. Voting will take place via a survey card in the April/May 2019 issue of "The Journal", at the nationals in Chattanooga this summer, and now on-line on the election ballot. The survey will also be printed at the bottom of the model registration forms at the national contest to best insure the maximum participation of the membership.

The survey, questions, 1-2-3 and GSB descriptions, were composed by a group of volunteers with oversight from Ron Bell, the E-board, with participation from Mark Persichetti, Chief Judge for IPMS/USA and the NCC.

ON-LINE VOTING IS NOW ACTIVATED! Members may vote for their choice on the survey when voting in the general election. The instructions are here:

<https://voting.ipmsusa3.org/content/activate-your-account>

The only way you can vote on the survey on-line is register to vote in the general election.

Rusty White



MILWAUKEE



UNITED STATES AIR FORCE

*Thunderbirds*

*July 27-28, 2019*

*2019 Performers*

[Milwaukeeairshow.com](http://Milwaukeeairshow.com)

# **The U.S. Junior Scale Modeling Team**

*A PROJECT OF WISCONSIN 4-H*

RECIPIENTS OF A PRESIDENTIAL COMMENDATION FOR SERVICE TO  
THE ARMED FORCES

## **SALUTING OUR VETERANS!**

**PRESENTS**

**THE 10th ANNUAL**

## **SHEP PAINE CLASSIC**

## **MODEL ART SHOW**

**AT THE ZABLOCKI VA MEDICAL CENTER**

**SATURDAY APRIL 27, 2019**

**CLEMENT ZABLOCKI  
VETERANS ADMIN MEDICAL CENTER  
DOMICILIARY(DOMS 123)  
5000 W. NATIONAL AVE.  
MILWAUKEE, WI.**

**REGISTRATION 9:00AM – 12 NOON**

**JUDGING 1-3**

**AWARDS 3 PM**

**JUDGING BY MODIFIED CHICAGO SYSTEM**

**THIS SHOW IS TOTALLY**

# **FREE**

**TO ENTER AND TO ATTEND**

**THE LARRY PETERS**

**LIFETIME ACHIVEMENT AWARD**

**BEST USAF, USA, USN,USMC, USCG  
SUBJECTS**

**CARL PALM MEMORIAL BEST OF  
SHOW**

**U.S. JUNIOR SCALE MODELING TEAM  
STORYTELLER AWARD**

**VETERANS CHOICE BEST OF SHOW**

**CLEMENT J. ZABLOCKI THEME AWARD  
HENRY FONDA**



# WANTED

## Plastic Model Cars

Built or Unbuilt



Also looking for Milwaukee Road Railroad Items  
And Milwaukee Area Streetcar Memorabilia



*Give Me a Call and  
Clean Out Your Attic*



**RICK 414-762-0611**

# Ride Wanted!!!

I'm looking for a kind someone who lives in the West Allis area who could be kind enough to pick me up & take me to/from the monthly IPMS meetings.

I can help with gas if desired.

I live near 92nd & Lincoln, at  
9104 WEST LINCOLN AVE. #4

If you can help, please contact:

**VIC ROOD**

**9104 WEST LINCOLN #4**

**414-543-1391**

**(I have a message machine)**

**E-mail: [victorrood@yahoo.com](mailto:victorrood@yahoo.com)**

*Please support our local Hobby Shop friends!*

### Model Empire

7116 W Greenfield Ave  
West Allis, WI 53214-4708  
(414) 453-4610  
www.modelempireusa.net

### HobbyTown USA

1704 S 108th St, Milwaukee, WI 53214  
(414) 771-5215  
htuwestallis@sbcglobal.net

### Happy Hobby

7125 N 76th St  
Milwaukee, WI 53223-5007  
(414) 461-6013  
www.happyhobby.com

*see our other greater Milwaukee locations*

### Adventure Game & Hobby

248 Maple St  
Waukesha, WI 53186  
(262) 548-9177  
www.adventuregamesplus.com

## WANTED

*Any and all model military kits. If you have come to the conclusion that you will never have time to build all of your kits, now is the time to turn those unwanted kits into cash. I'm a dealer that needs inventory for kit shows. I'm only interested in complete, unbuild examples. Thanks — Pete Gitzel*

*262-895-2975 home • grizzly3@wi.rr.com • 414-331-3339 cell*

### Military Collectibles Shop

9106 W. Greenfield Ave  
West Allis, WI 53214  
(414) 727-1190  
militarycollectorsHQ.com

## IPMS/USA MEMBERSHIP FORM

IPMS No.: \_\_\_\_\_ Name: \_\_\_\_\_  
If Renewing First Middle Last

Address: \_\_\_\_\_

City: \_\_\_\_\_ State: \_\_\_\_\_ Zip: \_\_\_\_\_

Phone: \_\_\_\_\_ E-mail: \_\_\_\_\_

Signature (required by P.O.) \_\_\_\_\_

Type of Membership  Adult, 1 Year: \$30  Adult, 2 Years: \$58  Adult, 3 Years: \$86

Junior (Under 18 Years) \$17  Family, 1 Year: \$35 (Adult + \$5, One Set Journals) How Many Cards? \_\_\_\_\_

Canada & Mexico: \$35  Other / Foreign: \$38 (Surface) Checks must be drawn on a US bank or international money order

Payment Method:  Check  Money Order

Chapter Affiliation, (if any): \_\_\_\_\_

If Recommended by an IPMS Member, Please List His / Her Name and Member Number:

Name: \_\_\_\_\_ IPMS No.: \_\_\_\_\_

### IPMS/USA

Join or Renew Online at: [www.ipmsusa.org](http://www.ipmsusa.org)

PO Box 56023

St. Petersburg, FL 33732-6023



Call Todd Augustine for a quote

email: [taugustine@amfam.com](mailto:taugustine@amfam.com)

Tel: (414) 755-8890

Toll Free: (800) 692-6326

11616 W. North Ave Ste. D  
Wauwatosa, WI 53226



# !!!For Sale!!!

The bike is a 2016 ROYAL ENFIELD 500cc “Classic” It’s black & white, with gold pin striping - IMMACULATE PAINT, never dropped or abused in any way - LIKE NEW condition. NO DAMAGE!

Engine starts, & bike runs & drives a-ok.

I bought it a year ago, in 2017. It was a left over 2016 model

It ONLY HAS 30 MILES on it. Not even broken in yet.

The VIN number is : ME3FSV276GK500635

The bike has been garage stored since day of ownership

Owned by a 70 year old adult who respects bikes, &

keeps them in gorgeous condition.

Here are a list of the things I’ll include with the bike:

- Royal Enfield saddlebags
- Burly Brand “Voyager” Tank/Tail bag
- Burly Brand bike back pack - brand new
- Kryptonite type Bike locks NEW
- Bike cover NEW
- Bell Full Face “FLYING TIGERS” Helmet Brand new
- Royal Enfield leather jacket Brand new
- 2 pairs of HB brand new Kevlar jeans Leather gloves
- 2 piece Storm Rider brand new Rain suit - jacket & pants - brand new
- RRR Bike Solutions tool kit brand new
- Original Royal Enfield Owner’s Manual

**CONTACT: Ed Doering**

**(414) 545-4467**

**E-mail: e\_doering@yahoo.com**

